



DIGGING INTO DIRT

Time needed: 20 minutes

Soils are important, from the growing of our food and favorite plants, to providing the materials to build the houses we live in, filtering our water, helping us recycle wastes, and providing recreational activities we enjoy. Yay soil! In this activity, you will be collecting and observing different soils that you can find!

SUPPLIES

- Shovel
- 3-4 Cups
- Magnifying glass
- Blank paper
- Newspaper

LET'S DO IT!

Soil Observation

1. Go outdoors and find three different spots to collect soil samples.
2. At each stop, dig a hole and fill your cup with soil.
3. Pour your samples onto pieces of newspaper for observation.
4. Use a magnifying glass for a closer look and write down on a blank piece of paper what you see and make a drawing of each soil, **Figure 1**.




FIGURE 1. Describe what you find in your soil. Worms? Bugs? Roots?




FIGURE 2. How can you share your soil observations with others?


TALK IT OVER

Think about the following questions during your soil adventures:

1. What does the soil feel like?
2. What does the soil look like?
3. Is it heavy?
4. What color is it?
5. Is there evidence of plant material or other living materials?
6. What do you like about digging in the soil?
7. What will you share about your observations with others?
8. Where else do you think you might find different kinds of soil?



EARN YOUR SOIL BADGE
Complete all the soil activities and earn a Super Soil Sleuth award.



LIKE DIGGING IN THE SOIL?
This activity came from **Soil Solutions**. Ask your local 4-H Agent for more ideas from this book.